



## Technical Specifications

### Recommended Airflow

	TYPE 1 (l/m/s)	TYPE 2	TYPE 3
<b>Maximum</b>	220/550/850 m <sup>3</sup> /h	117 m <sup>3</sup> /h	200 m <sup>3</sup> /h

### Air Temperature

	TYPE 1	TYPE 2	TYPE 3
<b>Temperature</b>	-15°C - +90°C	-15°C - +90°C	-15°C - +90°C

### Material

	TYPE 1	TYPE 2	TYPE 3
<b>Top</b>	Compression-moulded transparent PETG		Compression-moulded transparent PETG
<b>Window</b>	Tempered glass	Tempered glass	
<b>Sides</b>	Transparent PETG		Powder coated steel
<b>Corner profile</b>	Anodised Aluminium		
<b>Edge profile</b>	Anodised Aluminium		
<b>Clamp profile</b>	Rubber	Rubber	
<b>Cabinet flange</b>	Polypropylene (PP)	Polypropylene (PP)	
<b>Cabinet</b>		Compression-moulded transparent PETG	
<b>Flange inner/outer</b>			Polypropylene (PP)
<b>Stub pipe</b>			Anodised Aluminium
<b>Joint</b>			Polypropylene (PP)
<b>O-ring</b>			Polyethylene (PE)
<b>Damper</b>			Polyethylene (PE)
<b>Finger screw</b>			Polypropylene (PP)
<b>Threaded stay</b>			Acid-proof stainless steel

## Key to the signatures

SYSTEM NO.	CHAPTER	PAGE
<b>25</b>	<b>GI</b> General Information	<b>01</b>
	<b>TY</b> Type (1/2/3)	
	<b>SP</b> Special cabinet	

# Product Overview



SYSTEM 25

SYSTEM 50

SYSTEM 63

SYSTEM 75

SYSTEM 100

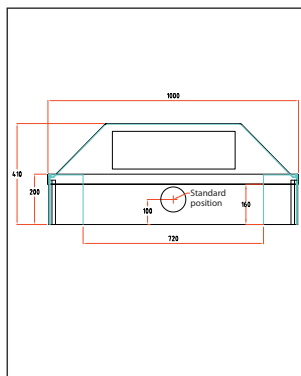
## Type 1

### Type 1 - small Article no: 25-106020-4 /-5

Cabinet with loose top and sides made of PETG.

**Dimensions**

- Height of sides: 200 mm
- Height of cabinet: 410 mm
- Width: 1.000 mm
- Depth: 600 mm
- Opening: 720 x 160 mm



Basic article no.	Red*	White*
25-106020	-4	-5

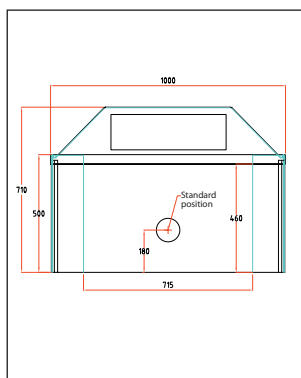
\*The colour code is for the protective corners on the window and flange

### Type 1 - medium Article no: 25-106050-4 /-5

Cabinet with loose top and sides made of PETG. Because of the height and size of the opening, the cabinet is specially suitable for measuring processes and instruments.

**Dimensions**

- Height of sides: 500 mm
- Height of cabinet: 710 mm
- Width: 1.000 mm
- Depth: 600 mm
- Opening: 715 x 460 mm



Basic article no.	Red*	White*
25-106050	-4	-5

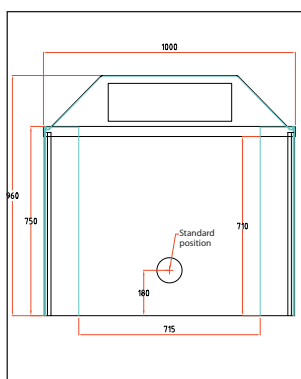
\*The colour code is for the protective corners on the window and flange

### Type 1 - large Article no: 25-106075-4 /-5

Cabinet with loose top and sides made of PETG. Because of the height and size of the opening, the cabinet is specially suitable for measuring processes and instruments.

**Dimensions**

- Height of sides: 750 mm
- Height of cabinet: 960 mm
- Width: 1.000 mm
- Depth: 600 mm
- Opening: 715 x 710 mm



Basic article no.	Red*	White*
25-106075	-4	-5

\*The colour code is for the protective corners on the window and flange



# Product Overview


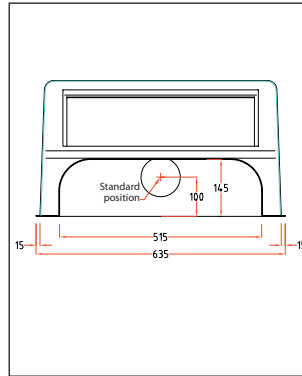
## Type 2

Article no: 25-604535-0-4 /-5

Compression moulded cabinet made of PETG with a window in order to keep a good view of the work piece. The small opening makes the cabinet suitable for manual work such as grinding of small work pieces.

### Dimensions

Height of cabinet: 350 mm  
 Width: 635 mm  
 Depth: 480 mm  
 Opening: 515 x 145 mm



Basic article no.	Red*	White*
-------------------	------	--------

25-604535-0 (no flange)	-4	-5
-------------------------	----	----

\*The colour code is for the protective corners on the window and flange

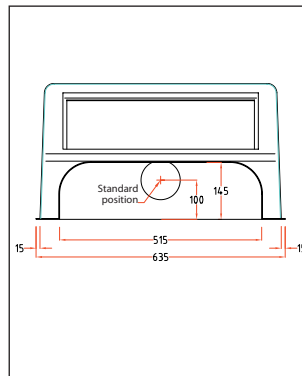
## Type 2 - Opal

Article no: 25-604535-0-7-4 /-5

Compression moulded cabinet made of PETG with a window in order to keep a good view of the work piece. The small opening makes the cabinet suitable for manual work such as grinding of small work pieces.

### Dimensions

Height of cabinet: 350 mm  
 Width: 635 mm  
 Depth: 480 mm  
 Opening: 515 x 145 mm



Basic article no.	Red*	White*
-------------------	------	--------

25-604535-0-7 (no flange)	-4	-5
---------------------------	----	----

\*The colour code is for the protective corners on the window and flange

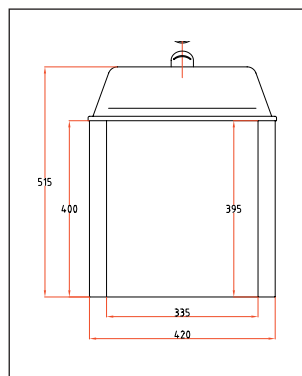
## Type 3

Article no: 25-4030

Cabinet with square hood and sides made of powder coated Steel. Incl. stub pipe, joint with damper and tube. See drawing page T301.

### Dimensions

Height of sides: 400 mm  
 Height of cabinet: 515 mm  
 Width: 420 mm  
 Depth: 320 mm  
 Opening: 435 x 395 mm



# Product Overview



## Cabinet flanges

### Cabinet flanges

Mounting of flanges is optional. Flanges can be mounted on cabinet types 1 and 2 preparing the cabinet for connection to ventilation system. When ordering customized placement of flange, please send a drawing.

Size/dia.	Basic article no.	Red	White
Ø 50	4-50-13	-4	-5
Ø 75	4-75-13	-4	-5
Ø 80	4-80-13	-4	-5
Ø 100	4-100-13	-4	-5
Ø 125	4-125-13	-4	-5
Ø 160	4-160-13	-4	-5





## Type 1 - Customized cabinets

Customized cabinets Type 1 are available on request.

With standard length and width (1.000 x 600 mm) it is possible to change the height and still keep the compression moulded top. It is also possible to change the length and width, but then the top is flat.

Cabinet Type 1 can be customized in various ways – e.g. also with doors.

Please contact ALSIDENT SYSTEM A/S for more information.